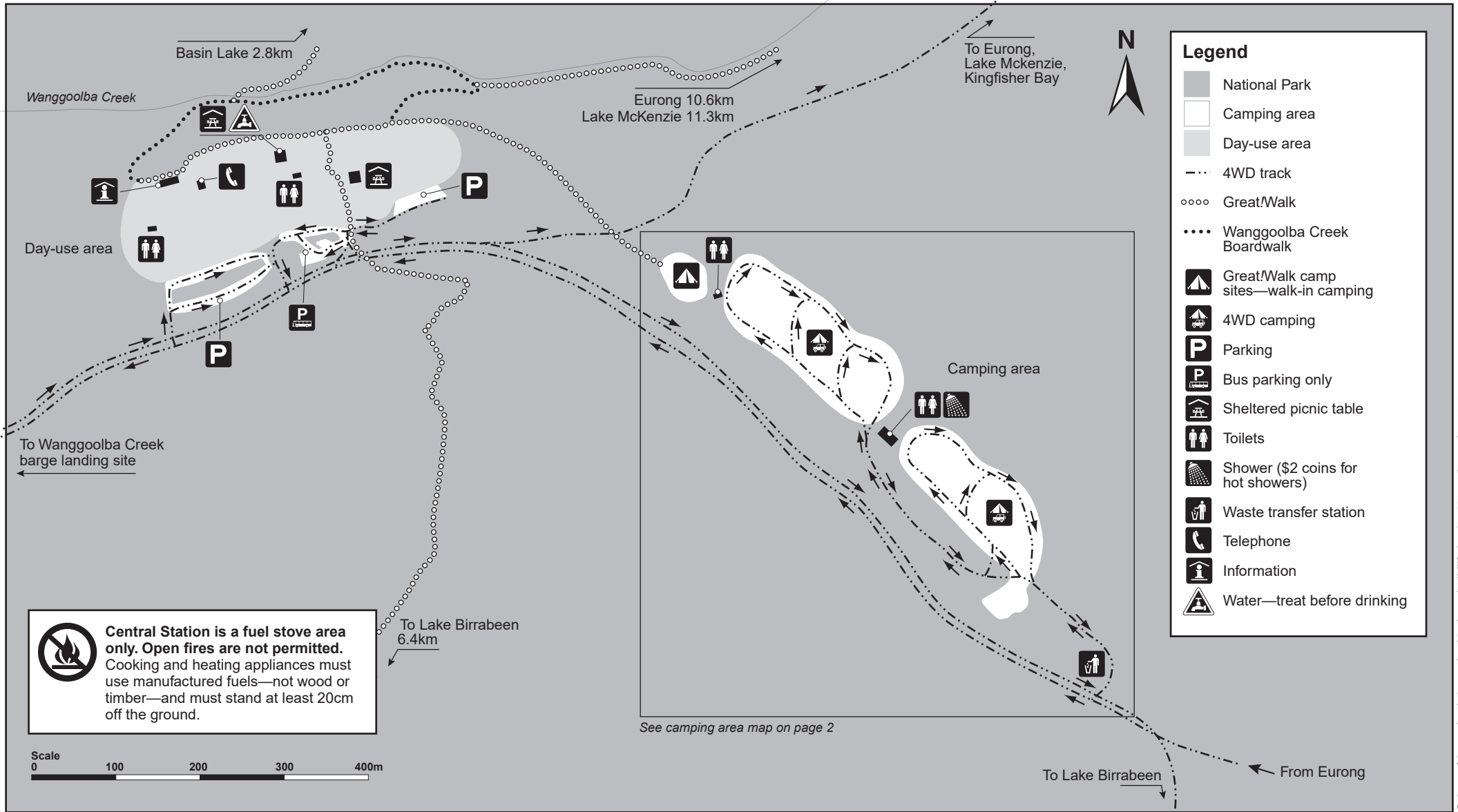



Central Station camping and day-use area map

K'gari (Fraser Island), Great Sandy National Park



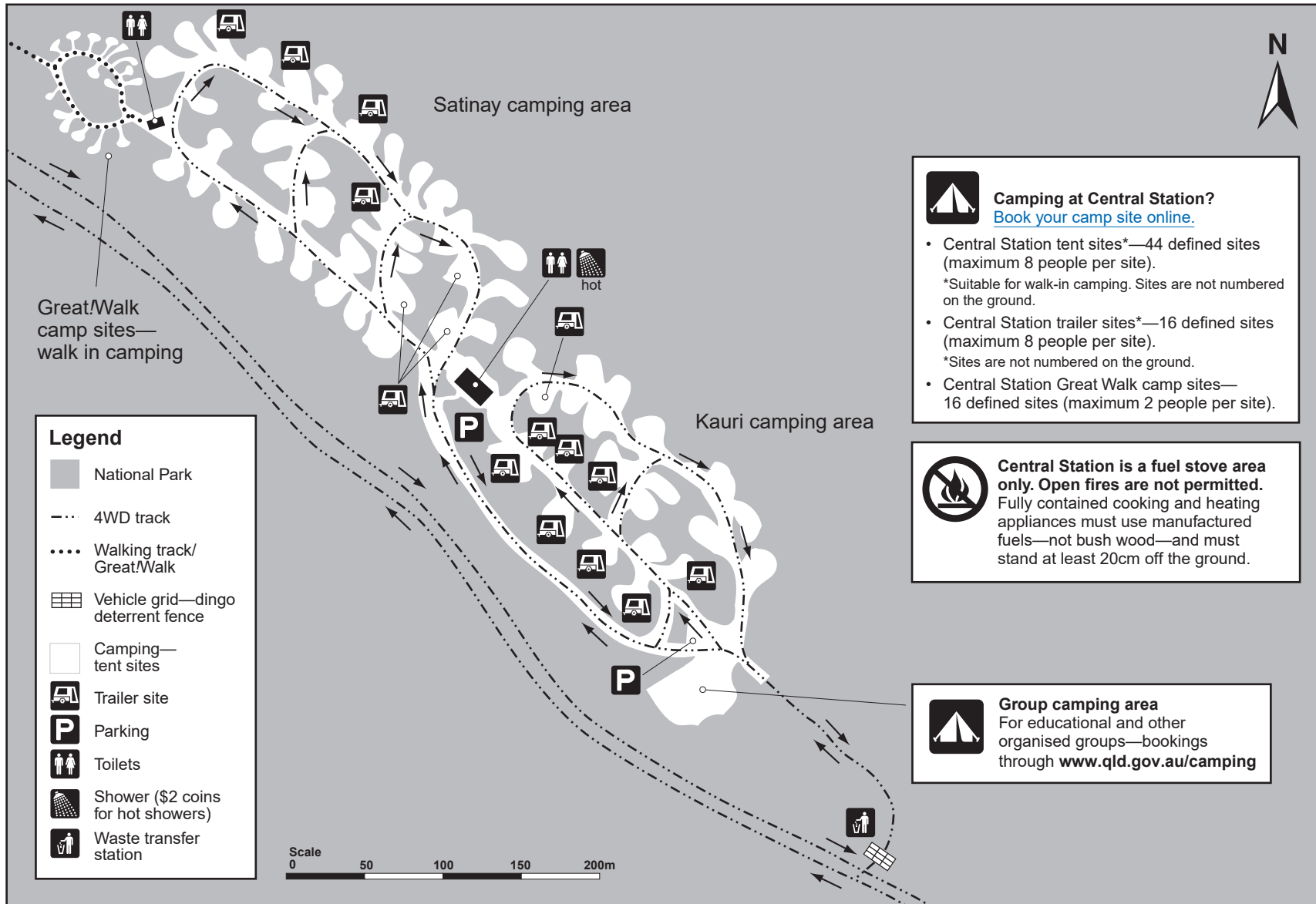
 **Central Station is a fuel stove area only. Open fires are not permitted.** Cooking and heating appliances must use manufactured fuels—not wood or timber—and must stand at least 20cm off the ground.

See camping area map on page 2

© State of Queensland. Queensland Parks and Wildlife Service. Mar805 September 2023

Central Station camping and day-use area map

K'gari (Fraser Island), Great Sandy National Park



Camping at Central Station?
[Book your camp site online.](#)

- Central Station tent sites*—44 defined sites (maximum 8 people per site).
 *Suitable for walk-in camping. Sites are not numbered on the ground.
- Central Station trailer sites*—16 defined sites (maximum 8 people per site).
 *Sites are not numbered on the ground.
- Central Station Great Walk camp sites—16 defined sites (maximum 2 people per site).

Central Station is a fuel stove area only. Open fires are not permitted.
 Fully contained cooking and heating appliances must use manufactured fuels—not bush wood—and must stand at least 20cm off the ground.

Group camping area
 For educational and other organised groups—bookings through www.qld.gov.au/camping

© State of Queensland - Queensland Parks and Wildlife Service, Ma805 September 2023